ATI PERFORMANCE PRODUCTS
6718 Whitestone Road • Baltimore, MD 21207 • (410) 298-4343 • FAX: (410) 298-3579
www.atiracing.com

Installation Instructions

AUDI SUPER DAMPER TIMING COVER MODIFICATIONS

Part # 918067 - # 918068

The ATI Audi Super Damper, part # 918067 and # 918068 will both require modification to the OEM lower timing cover during installation. The timing cover has (2) protruding dust rings molded in the plastic that must be sanded down or cut off. A sharp utility knife can be used to remove a majority of the material, followed by hand sanding to finish and make it completely flat. Once the dust rings are removed, TDC can be re-marked if needed on the face of the cover.

The race version damper (part # 918068) will also require a hole drilled in the timing cover to access the release pin for the timing belt tensioner.



Diagram 1. The original timing cover with dust rings.



Diagram 2. Timing cover with the (2) protruding dust rings removed, and the hole drilled for timing belt tensioner release pin access (Part # 919068 only).



Diagram 3. The modified cover installed, the timing tensioner pin release hole, and location to re-mark for TDC, if needed.



Diagram 4. The access hole that must be drilled for the timing belt tensioner release pin.